

SWITCH DISCONNECTOR 50A

Rated Thermal Current I_{th} 50A

0165209

Switch Disconnecter 3 Pole 50A + Handle & Clutch Drive

- 3 pole switch body
- Front & rear mount
- Neutral & additional poles
- Handle & clutch drive options



PRODUCT DESCRIPTION

Switch disconnecter range with patented design reversible terminals to allow front or rear mount. Can be used to safely switch and isolate up to 690V thanks to a wider contact air gap of 7mm.

All switch body options have 3 poles with reversible terminals.

Up to 4 neutral poles / additional poles can be snapped on to a switch body (2 each side).

Up to 2 N/C+N/O auxillary blocks / early break auxillary blocks can be snapped on to a switch body (1 each side).

The maximum per switch body is 2 each side and the auxillary contacts must be on the outside.

For rear mount the switch body simply snaps onto DIN rail. Note the reversible terminals need to be pushed up before clipping onto the DIN rail and then pushed back down to lock into place and reveal the terminal screw heads.

There are 3 clutch drive kits to accomodate different panel depths and the door interlock shroud ensures the panel door can only be opened in the OFF position.

For front mount various handle options are available that are fixed by screw.

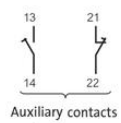
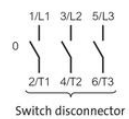
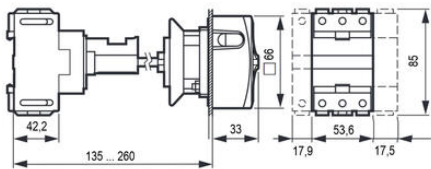
All screw terminals are finger proof to IPxxB but additional terminal covers can be added if required.

Gasket kits are available to increase front of panel protection from IP40 to IP65.

TECHNICAL DATA

Approvals	CB, cUL, UL
Breaking capacity current	50 A
Colour	Red/yellow
Connection solid wire max	25 mm ²
Connection stranded wire with ferrule max	16 mm ²
Connection stranded wire with ferrule min	1.5 mm ²
Conventional enclosed thermal current I_{the}	40 A

Conventional free air thermal current I _{th}	50 A
Mechanical life AC20 (million)	0.04
Mounting	Screw on, Shoulder, TS 35
Number of poles	3
Protection rating front of panel	IP40
Protection rating rear of panel	IPxxB
Rated break capacity (A _{eff} /400V)	800 A
Rated impulse withstand voltage U _{imp} (Overvoltage cat III - Pollution 3)	6 kV
Rated insulation voltage U _i	690 V
Rated make capacity (A _{eff} /400V)	1270 A
Rated operating current I _e (AC15/230V)	6 A
Rated operating current I _e (AC15/400V)	4 A
Rated operating current I _e (AC21A/22A)	50 A
Rated operating power (AC23A/3x230V)	15 kW
Rated operating power (AC23A/3x400V)	18,5 kW
Rated operating power (AC23A/3x500V)	22 kW
Rated operating power (AC23A/3x690V)	18,5 kW
Rated operating power (AC3/3x230V)	7,5 kW
Rated operating power (AC3/3x400V)	15 kW
Rated operating power (AC3/3x500V)	15 kW
Rated operating power (AC3/3x690V)	15 kW
Rated short circuit make capacity I _{cm} (kA peak/400V)	1,8 kA
Rated short term withstand current I _{cw} (A _{eff} /400V/1 s)	500 A
Rated uninterrupted current I _u	50 A
Short circuit current (kA _{eff} /400 V)	10 kA
Short circuit current with fuse gI/gG (A)	50 A
Standards	CSA 22.2, IEC 60947-3 , UL 508
Storage temperature max	70 °C
Storage temperature min	-30 °C
Temperature operational max	70 °C
Temperature operational min	-30 °C
Type	Switch and handle with clutch drive



	0	1
1/L1 - 2/T1		
3/L2 - 4/T2		
5/L3 - 6/T3		
13 - 14		
21 - 22		